



WILLIAM & MARY

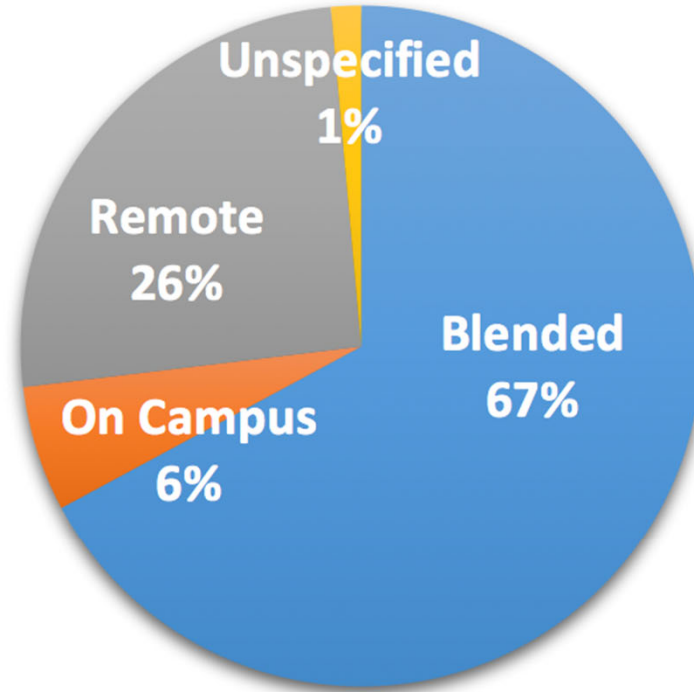
CHARTERED 1693

# FALL SEMESTER 2020

## Academic Data

*As of August 24, 2020*

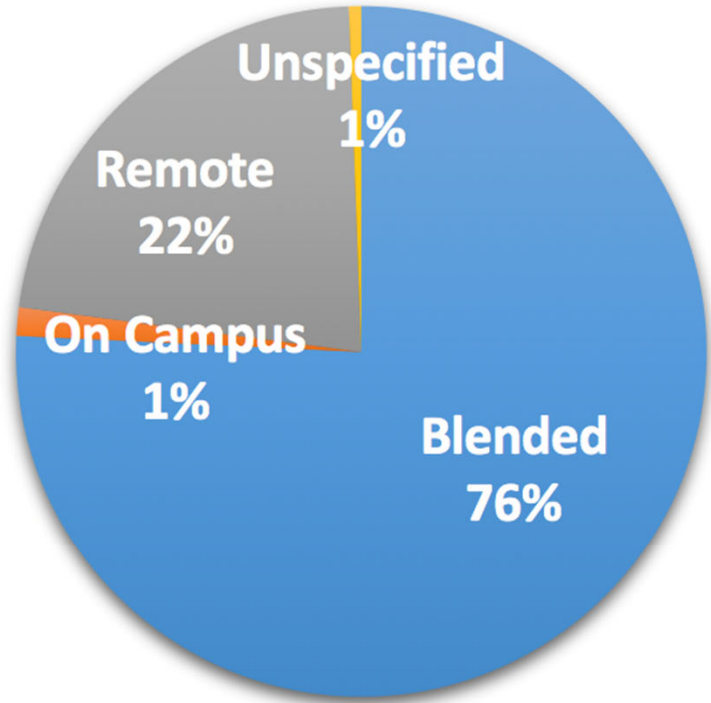
# Total Student Headcount (8535)



■ Blended ■ On Campus ■ Remote ■ Unspecified

---

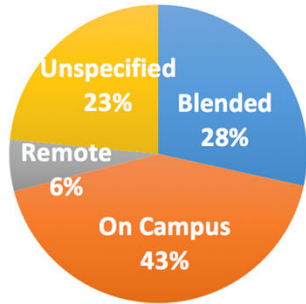
# Undergraduate Students (6369)



■ Blended   ■ On Campus   ■ Remote   ■ Unspecified

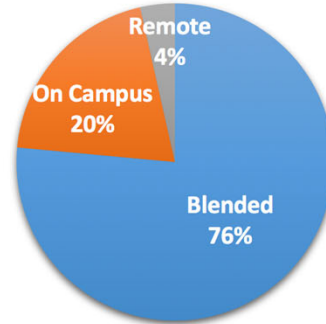
---

### Graduate Students A&S (341)



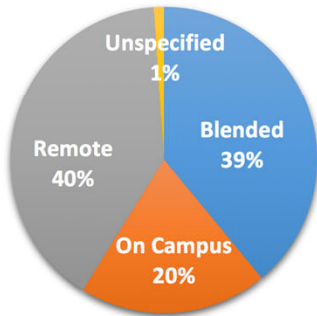
■ Blended ■ On Campus ■ Remote ■ Unspecified

### Graduate Students Marine Sci (85)



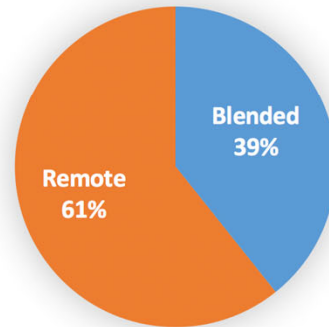
■ Blended ■ On Campus ■ Remote

### Graduate Students Education (469)



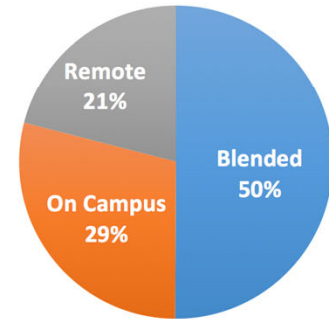
■ Blended ■ On Campus ■ Remote ■ Unspecified

### Law School (690)



■ Blended ■ Remote

### Graduate Students Business (581)



■ Blended ■ On Campus ■ Remote

# WITH GRATITUDE TO:

The W&M Students and Families  
Faculty and Staff  
Deans' Offices  
University Registrar  
Student Affairs  
COVID-19 Response Team  
Information Technology  
Studio For Teaching and Learning Innovation  
Libraries  
President's Plan Ahead Team  
Facilities Management  
Unified Communications Team  
University Counsel  
University Operations  
Provost's Office

