

# Next Destination

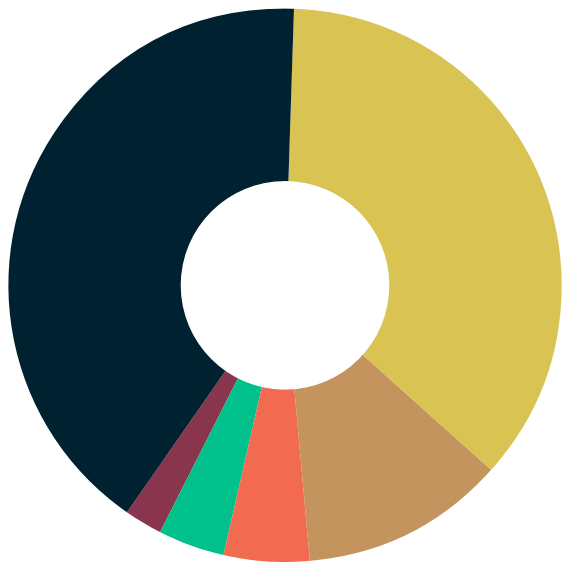
## CLASS OF 2020 UNDERGRADUATES

### NEXT DESTINATION REPORT

## Hire The TRIBE

### CLASS OF 2020 NEXT DESTINATION REPORT

Within 6 months of graduation, 83% of known outcomes were positive – employed or attending graduate/professional school. 95% of those employed reported their work aligned with their career interests.



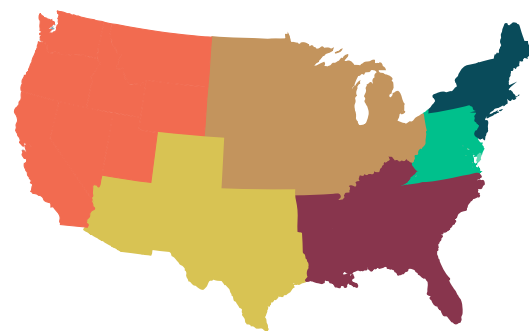
N=1,652 SURVEYED. KNOWLEDGE RATE: 79%  
National average is 65% - NACE, 2019

- 41% EMPLOYED FULL-TIME
  - 36% ATTENDING GRADUATE/PROFESSIONAL SCHOOL
  - 12% JOB SEEKING
  - 5% EMPLOYED PART-TIME
  - 4% APPLYING TO GRADUATE/PURSUEING GRAD SCHOOL
  - 2% OTHER
- \*Neither job seeking, attending graduate/professional school, or employed

### NEXT DESTINATION GEOGRAPHIC DISTRIBUTION

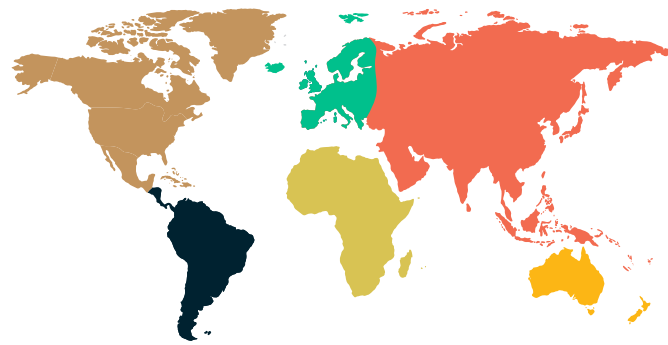
Geographic locations for employment and graduate/professional school were derived from NDS respondents, the National Student Clearinghouse, and mined data.

#### UNITED STATES



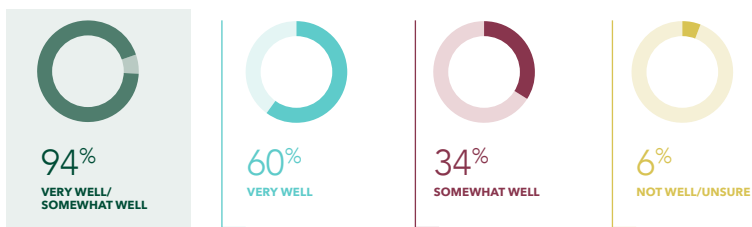
- 41 MIDWEST
- 143 NORTHEAST
- 674 MID-ATLANTIC
- 86 SOUTHEAST
- 24 SOUTHWEST
- 48 WEST
- 13 REMOTE
- 26 UNKNOWN

#### INTERNATIONAL



- 3 OTHER NORTH AMERICAN
- 1 SOUTH AMERICA
- 1 AFRICA
- 11 EUROPE
- 9 ASIA
- 0 AUSTRALIA

### CAREER INTEREST ALIGNMENT



### TOP GRADUATE & PROFESSIONAL PROGRAMS

36% of the undergraduate Class of 2020 matriculated to 61 distinct graduate/professional programs. Those enrolling 4 or more students:



### AVERAGE SALARIES

Reported by W&M Class of 2020

\$66,626

OVERALL FT MEAN SALARY  
National Mean Salary: \$55,260  
(NACE Salary Survey, Summer 2021)

\$69,671

MEAN FT SALARY FOR BBA STUDENTS

\$70,774

MEAN FT SALARY FOR ARTS & SCIENCES STUDENTS

### INDUSTRIES

\$74,200

BUSINESS CAREERS

\$58,200

CREATIVE CAREERS

\$36,564

EDUCATION CAREERS

\$88,153

PUBLIC SERVICE CAREERS

\$55,310

STEM CAREERS

\* To learn more about salaries based on occupational field and geographic location, visit the Occupational Outlook Handbook published by the Bureau of Labor Statistics at <https://www.bls.gov/ooh/>

### RANKINGS

#1 BEST SCHOOLS FOR INTERNSHIPS  
by Princeton Review

#14 BEST CAREER SERVICES  
by Princeton Review

### TOP EMPLOYERS

The Class of 2020 reported 371 unique employers. Below are employers who hired 4 or more members.

